



Line Strip Recorder BS

Pressure and/or Temperature

BS


Line Strip Recorder BS

For measuring and recording of pressure, vacuum, temperature.

Single, double or triple recorder.

With mechanical spring wound clockwork mechanism or with electrical synchronous motor drive.

DIN EN ISO 9001 certified.



PRESSURE RECORDER

Sensing element and scope:

Capsule sensing element: Suitable only for gaseous media. Ranges according to DIN 16128 from 0-4 mbar to 0-600 mbar. Loading full scale acc. to DIN 16005.

Bourdon Tube sensing element: Ranges according to DIN 16128 from 0-1 bar up to 0-2500 bar. Loading acc. to DIN 16005: steady working pressure full scale, fluctuating working pressure 0,9 x full scale.

Accuracy: Class 1,0 according to DIN 16005.

Process Connection:

1/2" BSP male, bottom or back exit. For ranges up to 100 bar in brass, for ranges > 160 bar in carbon steel. Other materials on request.

TEMPERATURE RECORDER

Sensing element:

Inert gas filled.

Indicating and Measuring ranges acc. to DIN 16203	
Indicating range	Measuring range
-40... +60 °C	-30... +50 °C
-30... +50 °C	-20... +40 °C
-20... +60 °C	-10... +50 °C
-10... +40 °C	-5... +35 °C
0...60 °C	+10... +50 °C
0...80 °C	+10... +70 °C
0...100 °C	+10... +90 °C
0...120 °C	+20... +100 °C
0...160 °C	+20... +140 °C
0...200 °C	+20... +180 °C
0...250 °C	+30... +220 °C
0...300 °C	+30... +270 °C
0...350 °C	+50... +300 °C
0...400 °C	+50... +350 °C
0...500 °C	+50... +450 °C

Accuracy:

Class 1. Limit of error acc. to DIN 16203

Other ranges on request.

Capillary: in carbon steel or stainless steel.

Bulb and process connections: see separate data-sheet.

NEU / NEW:

Tel. +49 - 71 21 - 9 09 20 - 0
 Fax +49 - 71 21 - 9 09 20 - 99
<http://www.leitenberger.de>



Technische Änderungen vorbehalten. Freibleibend • All technical modifications reserved. Without engagement • Sous réserve de modifications techniques. Sans engagement.



PAPER TRANSPORT MECHANISM

Drive: Mechanical spring wound clockwork mechanism, 8 or 32 days running time.
Alternative with electrical synchronous motor 220 VAC or 24 VAC, 50 Hz.

Recording Width: Single recorder 120 mm, optional 100 mm.
Double recorder 2 x 120 mm, optional 2 x 100 mm. Triple recorder 3 x 80 mm.

Chart Feed: 20 mm/h. Optional at mechanical clockwork 5, 10, 40, 60, 80 or 120 mm/h.
Optional at synchronous motor drive 40, 60, 120 or 360 mm/h,
in special construction 1200, 3600 oder 7200 mm/h or other feeds.

Recording Charts: According to DIN 16230.

OTHER TECHNICAL DATES

Case: In sheet steel, black painted. Suitable for flush panel or surface mounting. Front with door, lock and key. Optional portable construction with a grasp on the top of the case and with feet of rubber.

Protection: IP 31 according to DIN 40050. Optional IP 54 acc. to DIN 40050 on request.

Operating conditions: Max. 80% RH, +5...+55°C in compliance with accuracy.

Supply schedule:

Line strip recorder, 1 key (only for mechanical clockwork), 2 keys for the front door, fixing parts for panel mounting, 1 one-way felt-nib, blue (for each measuring element), operating manual, 1 strip chart 0 to 100%.

Accessories (not included in the basic price of the line strip recorder):

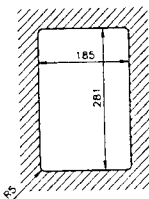
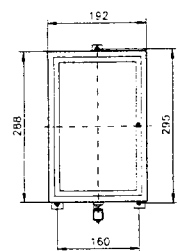
14 strip charts each 16 m length, scale numbering and scale graduation according to measuring range in mbar, bar, °C or another measuring unit. 5 felt-nibs, blue (for each measuring element).

Options and Special Equipments:

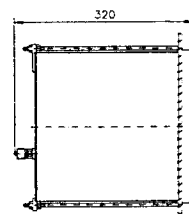
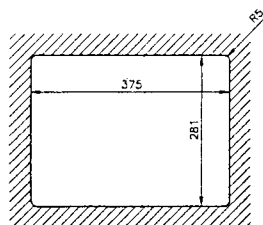
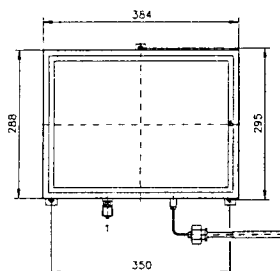
- Double and triple recorder, also combined for pressure and temperature.
- Synchronous motor explosion proofed.
- Pressure recorder: wetted parts free of oil and lubricant.
- Portable version with parallel measuring device: the pressure measured is displayed on a precision pressure gauge class 0.6 or 0.25 and in parallel recorded on paper.
- Carrying case for single recorder (wood or light metal) offering enough place for accessories such as strip charts, flexible pressure tubes, etc.
- Factory certificate M according to DIN 55350-4.2.2 (certificate of calibration).

DIMENSIONS AND PANEL CUTOUTS (dimensions in mm)

Single recorder



Double and triple recorder



NEU / NEW:

Tel. +49 - 71 21 - 9 09 20 - 0

Fax +49 - 71 21 - 9 09 20 - 99

<http://www.leitenberger.de>

